



JOYONWAY

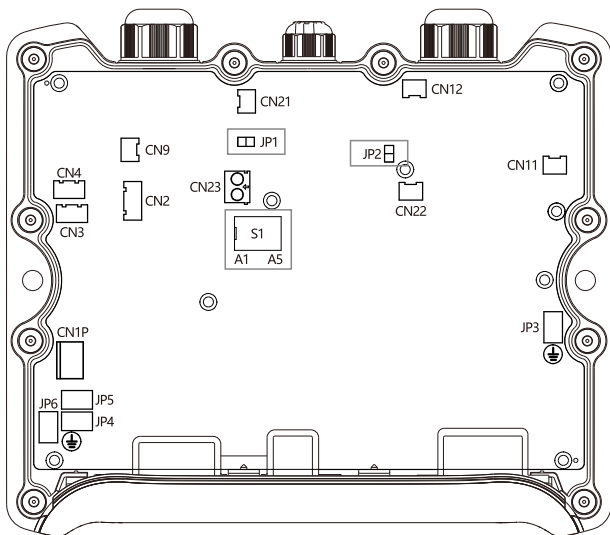
— 君乐美 —

P50B105 Bluetooth audio amplifier **蓝牙音频功率放大器**

Quick installation guide **快速安装指引**



- 1、Configuring the sound channel according to actual requirement.
Locate the dial switch S1 and jumer JP1, JP2 as shown in the below gray frame.



P50B105

4.0 sound channel dial switch and JP1 JP2 configuration is as below.

A1	A2	A3	A4	A5
OFF	ON	ON	OFF	OFF

JP1/JP2 : No jumper cap.

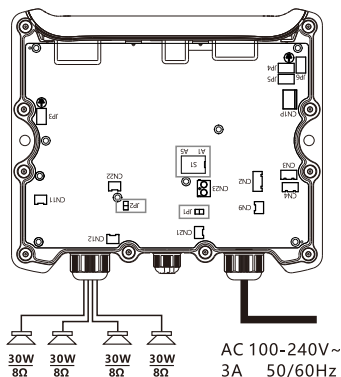
2.1 sound channel dial switch and JP1 JP2 configuration is as below

A1	A2	A3	A4	A5
ON	OFF	OFF	ON	ON

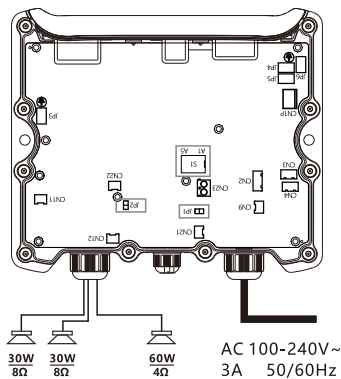
JP1/JP2 : Each connected by a jumper cap.

2、 Load connecting

4.0 sound channel load connection is as below diagram



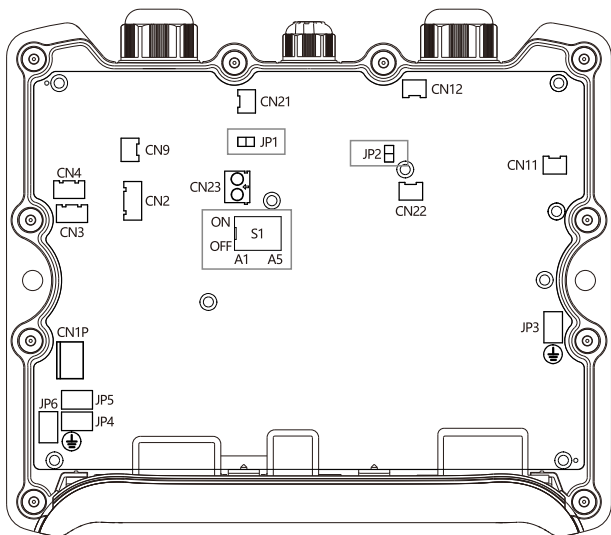
2.1 sound channel load connection is as below diagram



3、 Work properly (take reference of the manual instruction)

Power connection : AC 100-240V~ 3A 50/60Hz

- 1、根据需求配置声道。
找到拨码开关S1和跳线JP1 JP2，如下图灰色所框。



P50B105

4.0声道拨码开关和JP1 JP2配置如下：

A1	A2	A3	A4	A5
OFF	ON	ON	OFF	OFF

JP1 JP2:都不使用跳线帽短接。

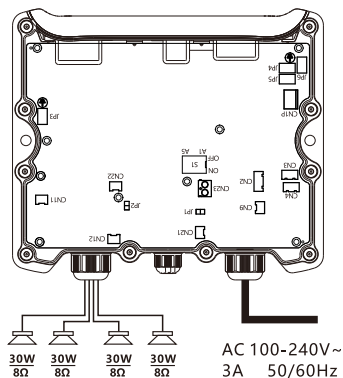
2.1声道拨码开关和JP1 JP2配置如下：

A1	A2	A3	A4	A5
ON	OFF	OFF	ON	ON

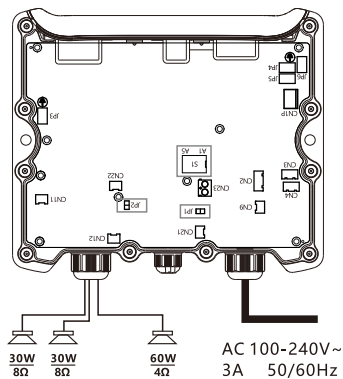
JP1 JP2:分别使用跳线帽短接。

2、连接负载

4.0 声道负载连接情况如下图：



2.1 声道负载连接情况如下图：



3、接入电源，正常工作(参考简易操作说明书)

连接电源参数：AC 100-240V~ 3A 50/60Hz



JOYONWAY

—— 君乐美 ——

升旭液压（中国）有限公司东莞分公司
Sun Hydraulics (China) Co.,Ltd. Dongguan Branch

ADD: Room 302, Building 10, 38 Dongke Road, Dongcheng Street,
Dongguan city, Guangdong Province

公司地址: 广东省东莞市东城街道东科路38号10栋302室

国内座机/TEL: +86 (755) 26010705 26010708

海外座机/Sale Tel: +86 (755) 26554068 26010859

海外手机/Oversea sales: (+86) 13925211653

国内手机/China sales: (+86) 13602626203

传真/FAX: +86 (755) 26010704

邮编/P.C.: 523749

网址/WEB: www.joyonway.com

邮箱/E-mail: sale1@joyonway.com

售后服务/AFTER-SALES SERVICE :

国内电话/China TEL: (+86) 13510031581

海外电话/Oversea TEL: (+86) 13510031501

邮箱/E-mail: service1@joyonway.com